



WORKING PAPER SERIES

## Maximum-Likelihood Estimation of Fractional Cointegration with an Application to U.S. and Canadian Bond Rates

Michael Dueker  
Richard Startz

Working Paper 1994-027C  
<http://research.stlouisfed.org/wp/1994/94-027.pdf>

PUBLISHED: Review of Economics and Statistics, August 1998.

FEDERAL RESERVE BANK OF ST. LOUIS  
Research Division  
411 Locust Street  
St. Louis, MO 63102

---

The views expressed are those of the individual authors and do not necessarily reflect official positions of the Federal Reserve Bank of St. Louis, the Federal Reserve System, or the Board of Governors.

Federal Reserve Bank of St. Louis Working Papers are preliminary materials circulated to stimulate discussion and critical comment. References in publications to Federal Reserve Bank of St. Louis Working Papers (other than an acknowledgment that the writer has had access to unpublished material) should be cleared with the author or authors.

Photo courtesy of The Gateway Arch, St. Louis, MO. [www.gatewayarch.com](http://www.gatewayarch.com)

forthcoming, *Review of Economics and Statistics*

Maximum-Likelihood Estimation of Fractional Cointegration  
with an Application to U.S. and Canadian Bond Rates

revised July 1997

Michael Dueker\*  
Federal Reserve Bank of St. Louis  
P.O. Box 442, St. Louis, MO 63166  
mdueker@stls.frb.org

and

Richard Startz  
Economics Department  
University of Washington  
Seattle, WA 98195-3330  
startz@u.washington.edu

\* The content is the responsibility of the authors and does not represent official positions of the Federal Reserve Bank of St. Louis or the Federal Reserve System. The authors are very grateful to Fallaw Sowell for extensive suggestions.

# Maximum-Likelihood Estimation of Fractional Cointegration with an Application to U.S. and Canadian Bond Rates

## **Abstract**

We estimate a multivariate ARFIMA model to illustrate a cointegration testing methodology based on joint estimates of the fractional orders of integration of a cointegrating vector and its parent series. Previous cointegration tests relied on a two-step testing procedure and maintained the assumption in the second step that the parent series were known to have a unit root. In our empirical example of fractional cointegration, we illustrate how uncertainty regarding the order of integration of the parent series can be even more important than uncertainty regarding the order of integration of the cointegrating vector when testing for cointegration.

JEL classifications: **C12, C32**

# I. Introduction

In the past two decades economists have developed a number of tools to examine whether economic variables trend together in ways predicted by theory, most notably cointegration tests. The multivariate testing procedure of Johansen (1988, 1991) has become a popular method of testing for cointegration of the  $I(1)/I(0)$  variety, where  $I(1)$  and  $I(0)$  stand for integration of orders one and zero, respectively. In the Johansen methodology, series are pre-tested for unit roots; series that appear to have unit roots are put into a vector autoregression from which one can test for the existence of one or more  $I(0)$  linear combinations.

A broader notion of cointegration, however, simply requires that cointegrating linear combinations have lower orders of integration than their parent series [Granger (1986)]. Stemming from the literature on fractional integration introduced by Granger and Joyeux (1980) and Hosking (1981), where continuous orders of integration from the real line are considered, the case where there exists an  $I(d - b)$  linear combination of two or more  $I(d)$  series has become known as fractional cointegration. Fractional cointegration refers to cases where the reduction in the order of integration from the cointegrated parent series to the cointegrating residuals can take fractional values. A continuous measure of the reduction in order from cointegration,  $b \geq 0$ , provides more information than the  $I(1)/I(0)$  framework regarding the extent to which series share a common stochastic trend. Moreover, the methods discussed here are also useful when testing for unit cointegration, because in many cases one is hesitant to claim to have found cointegration due to uncertainty regarding

the order of integration of the original series, i.e., whether they really have unit roots.

When testing for cointegration, especially fractional cointegration and possibly small values of  $b$ , it is desirable not to rely on an assumed value,  $d = d_0$  (usually  $d_0 = 1$ ), when concluding that there is significant cointegration. Previous cointegration tests, however, entail a two-step testing procedure, which is contrasted in Table 1 with the test advocated here based on joint estimates of  $d$  and  $d' = d - b$ .

<b>Table 1: Cointegration test procedures: two-step versus joint estimates</b>				
	<b>first step: levels</b>	<b>second step: residuals</b>	<b>single step: both</b>	<b>inference</b>
<b>Two-step</b>	Test $H_0$ : $d = d_0$	Test $H_0$ : $d' = d_0$		cointegration if first step not rejected second step rejected
<b>Joint test</b>			estimate jointly $d, d'$	cointegration if $H_0 : b = d - d' = 0$ is rejected

Typically the first step of the two-step procedure is a low-powered test for a unit root in the parent series. Despite the low power of the test, the unit root (or any value of  $d_0$ ) is assumed certain to be the relevant reference point for the test in the second step. The cointegration test based on joint estimates, in contrast, takes into account uncertainty regarding  $d$  in its inference, which makes it more difficult to reject the null of no cointegration. Hence, even though the null hypothesis is no cointegration in both procedures, the test using joint estimates is a more rigorous way to establish cointegration.

In cases of fractional cointegration with a small value of  $b$ , the two-step procedure

may not prove convincing. Recent empirical investigations using the two-step procedure to test for fractional cointegration are Cheung and Lai (1993) and Baillie and Bollerslev (1994a,b). In these examples, standard  $I(1)/I(0)$  tests reject cointegration, but the two-step procedure suggests the existence of long-run relationships, where departures from the long-run relationship are fractionally integrated. Baillie and Bollerslev (1994a) perform tests that fail to reject unit roots in the nominal exchange rates they study. They estimate a cointegrating vector via OLS and then estimate the fractional order of integration of the cointegrating residuals, arriving at an estimate of  $d' = d - b = 0.89$ . Conditional on the maintained hypothesis that  $d=1$ , the reduction in order from cointegration is presumed significant, since  $d'$  is significantly less than one. Baillie and Bollerslev (1994b) shares the same hypothesis testing approach: forward exchange rates, such as the dollar/Deutsche-mark rate, are presumed to be linked by a long-run cointegrating relationship to the spot rate, because univariate analysis shows the order of integration of the forward premium to have a fractional order of integration significantly less than one. In an investigation of fractional cointegration between exchange rates and relative price levels (purchasing-power parity), Cheung and Lai (1993) also test only the hypothesis that  $d'$  is less than unity, conditioning on the maintained assumption that  $d = 1$ . Such inferences are tenuous, however, considering how close  $b = d - d'$  is to zero, especially given that Cheung (1993) finds evidence in favor of the hypothesis  $d < 1$  among nominal exchange rates. Clearly it would be better to have joint estimates of  $d$  and  $d'$  from which to test directly the cointegration hypothesis  $b > 0$ .

In this article, we present a testing methodology that allows direct tests for fractional cointegration from joint estimates of  $d$  and  $d'$ . We use the multivariate autoregressive fractionally-integrated moving-average model (ARFIMA) and draw heavily on Sowell's (1989,1992a) work on calculating ARFIMA autocovariances. To the best of our knowledge, no one has implemented Sowell's procedure for exact maximum-likelihood estimation of multivariate ARFIMA models, although univariate applications exist, such as Sowell (1992b). Sowell (1989) discusses using the multivariate ARFIMA model to estimate fractional cointegration, but does not implement the procedure he suggests. We explain here the relationship between Sowell's specification of a multivariate model with fractional cointegration and an error-correction specification for fractional cointegration, found in Granger (1983, 1986) and cited in Cheung and Lai (1993) and Baillie (1996).

In the next section, we discuss the multivariate ARFIMA model as a way to obtain joint estimates of  $d$  and  $d'$ . The third section presents an illustration using data on 10-year government bond rates from the United States and Canada. With this data, the standard Johansen (1988) testing procedure rejects  $I(1)/I(0)$  cointegration. From our multivariate estimates, a two-step testing method for fractionally integrated cointegrating residuals strongly favors the cointegration hypothesis by strongly rejecting a unit root in the cointegrating residuals. A joint hypothesis test from the same estimates provides an intermediate result by rejecting with roughly equal significance levels the hypotheses of unit and no reduction in order of integration due to cointegration. Only the latter test considers uncertainty regarding the order of integration of the parent series before drawing inferences

about cointegration. In fact, the standard errors on  $d$  strongly influence the test statistic for the null of no cointegration, which serves to caution against two-step tests that assume  $d = 1$  and only perform univariate tests of the order of integration of the cointegrating residuals.

## II. Multivariate ARFIMA models with cointegration

The standard ARFIMA( $p, d, q$ ) process for a univariate, mean-zero time series  $y_t$  can be written

$$\Phi(L)(1 - L)^d y_t = \Theta(L)\epsilon_t \tag{1}$$

where  $\epsilon_t$  is a serially uncorrelated, mean zero disturbance,  $\Phi(L) = 1 - \phi_1 L - \dots - \phi_p L^p$  is a stationary autoregressive process, and  $\Theta(L) = 1 + \theta_1 L + \dots + \theta_q L^q$  is an invertible moving-average process. For estimation, the series must be differenced enough times so that  $d < 0.5$ ; series with  $d > 0.5$  are not covariance stationary.<sup>1</sup>

Without loss of generality, we consider bivariate ARFIMA models with cointegration as presented by Sowell (1989):

---

<sup>1</sup>See Baillie (1996) for an overview of long-memory, fractionally integrated processes.

$$\Phi(L) \begin{pmatrix} (1-L)^d & 0 \\ 0 & (1-L)^{d-b} \end{pmatrix} \begin{pmatrix} 1 & 0 \\ -\beta & 1 \end{pmatrix} \begin{pmatrix} y_1 \\ y_2 \end{pmatrix} = \Theta(L)\epsilon \quad (2)$$

Sowell (1989) discusses the estimation of multivariate ARFIMA models and derives the autocovariances needed for exact maximum-likelihood estimation. The multivariate ARFIMA autocovariances are calculated by the direct method of evaluating the integral of the weighted spectral density:

$$E[y_t y'_{t-s}] = \Sigma(s) = \Sigma(-s)' = 1/(2\pi) \int_0^{2\pi} f_y(\lambda) e^{i\lambda s} d\lambda \quad (3)$$

where  $f_y$  is the spectral density of  $y$ .

The spectral density of an ARFIMA process is (with tildes suppressed)

$$f_y(\lambda) = D(\omega)^{-1} [\Phi(\omega)^{-1} \Theta(\omega)] \Sigma(0) [\Theta(\omega^{-1}) \Phi(\omega^{-1})^{-1}] D(\omega^{-1})^{-1}, \quad (4)$$

where  $\omega = e^{-i\lambda}$ ,

$$\Sigma(0) = E[y_t y'_t] = \begin{pmatrix} \sigma_{11} & \sigma_{12} \\ \sigma_{12} & \sigma_{22} \end{pmatrix},$$

and

$$D(L) = \text{diag}((1-L)^d, (1-L)^{d-b}).$$

Sowell (1989) shows that the  $(i, j)$  element of the bivariate ARFIMA autocovariance at lag  $s$  is

$$\Sigma_{i,j}(s) = \sum_{n=1}^2 \sum_{r=1}^2 \sigma_{nr} \sum_{m=0}^M \sum_{l=0}^M B_{i,n}(m) B_{j,r}(l) \sum_{h=1}^{2p} \zeta_h C(d_n, d_r, 2p + s + m - l, \varrho_h) \quad (5)$$

where  $(d_1, d_2) = (d, d - b)$ ,

$$\zeta_h = \left[ \varrho_h \prod_{i=1}^{2p} (1 - \varrho_i \varrho_h) \prod_{k=1, k \neq h}^{2p} (\varrho_h - \varrho_k) \right]^{-1}$$

and

$$C(d, d - b, f, \varrho_h) = 1/(2\pi) \int_0^{2\pi} \left[ \frac{\varrho_h^{4p}}{(1 - \varrho_h \omega)} - \frac{1}{(1 - \varrho_h^{-1} \omega)} \right] (1 - \omega)^{-d} (1 - \omega^{-1})^{b-d} \omega^f d\lambda.$$

Sowell (1989) discusses how  $C(d, d - b, 2p + s + m - l, \varrho_h)$  can be written as the product of a gamma function and the sum of two hypergeometric functions. The hypergeometric functions can be evaluated numerically to any desired accuracy by summing enough terms:

$$\begin{aligned} C(d_n, d_r, f, \varrho) &= \Gamma(1 - d_n - d_r) \varrho^{4p} \sum_{k=0}^{\infty} \frac{\varrho^k (-1)^{f+k}}{\Gamma(1 - d_n + f + k) \Gamma(1 - d_r - f - k)} \\ &\quad + \Gamma(1 - d_n - d_r) \sum_{j=1}^{\infty} \frac{\varrho^j (-1)^{f-j}}{\Gamma(1 - d_n + f - j) \Gamma(1 - d_r - f + j)}. \end{aligned} \quad (6)$$

The multivariate normal log-likelihood function for mean zero (or demeaned) series  $y$  up to a constant is

$$-.5 \ln |\Sigma| - .5 y' \Sigma^{-1} y \tag{7}$$

and the dimension of the covariance matrix is  $(2T \times 2T)$ .

### III. Fractional cointegration among U.S. and Canadian bond rates: an empirical illustration

To illustrate the issue of hypothesis testing for cointegration, we have taken 121 monthly observations from January 1987 to February 1997 on ten-year government bond rates from the United States and Canada (the entire history on Canada from the Haver Analytics database). We take the logs of the rates to impose non-negativity constraints on forecasted values, denoting the U.S. and Canadian rates as  $R_{US}$  and  $R_{CAN}$ , respectively.

We begin with ‘integer’ tests for integration and cointegration. For each interest rate, we calculated augmented Dickey-Fuller statistics with four lags to be -2.72 for  $R_{US}$  and -2.43 for  $R_{CAN}$ . The 10 percent critical value is -3.149, so in neither case would we reject a unit root. We then looked for a cointegrating relationship between  $R_{US}$  and  $R_{CAN}$ . Johansen cointegration tests do not reject the null of zero cointegrating vectors (with and without trends) with a likelihood ratio test statistic of 10.5 (with trends), which is less than the

5% critical value of 25.3.<sup>2</sup> Thus with traditional analysis, one would reject the notion that U.S. and Canadian long-term interest rates share a long-run relationship. Visual inspection of the data in Figure 1, however, would suggest that the two rates tend to move together in the long run. This is the sort of common-sense observation made by proponents of fractional cointegration: Not all interesting cointegrating relationships are necessarily of the  $I(1)/I(0)$  variety. In this article, we present a comparison of the two-step and joint-estimate procedures for testing the cointegration hypothesis, using no cointegration as the null and allowing for fractional cointegration as the alternative.

## A. Bivariate ARFIMA estimates and cointegration tests

Here we utilize the bivariate ARFIMA model of equation (2) as a way to derive joint estimates of  $d$  and  $d' = d - b$  that are necessary to test the cointegration hypothesis  $b > 0$ . Our empirical examination is meant to be illustrative and for that reason we do not conduct an extensive model selection procedure for the bivariate ARFIMA lag lengths.<sup>3</sup> Our analysis of the results from the ARFIMA model with cointegration consists of hypothesis tests, plots of model-implied versus sample autocorrelations and forecast performance, relative to a corresponding ARIMA model with cointegration.

The specific model we estimate has a second-order autoregressive process (8 AR pa-

---

<sup>2</sup>These results were obtained using four lags in the AR specification, but the findings are robust to other lag lengths.

<sup>3</sup>Sowell (1992b) discusses use of the Akaike and Schwartz information criteria for selecting an ARFIMA model, but notes that not much is yet known about choosing among long-memory models.

rameters), a first-order moving-average process (4 MA coefficients), a cointegrating vector and two orders of integration, one for the differenced series and one for the cointegrating vector, i.e., an ARFIMA  $(2, d, d - b, 1)$  model.<sup>4</sup> Because a formal model selection procedure would be time consuming and because underparameterized AR processes can be confused with fractionally integrated, long-memory processes, we are conservative in including a generously parameterized AR process.<sup>5</sup> We use Wald tests to indicate the significance of the included AR lags. The individual coefficients are labeled as follows:

$$\begin{aligned}
 & \left[ \begin{pmatrix} 1 & 0 \\ 0 & 1 \end{pmatrix} - \begin{pmatrix} \phi_{11} & \phi_{12} \\ \phi_{21} & \phi_{22} \end{pmatrix} L - \begin{pmatrix} \phi_{13} & \phi_{14} \\ \phi_{23} & \phi_{24} \end{pmatrix} L^2 \right] \begin{pmatrix} (1-L)^{1+d} & 0 \\ 0 & (1-L)^{d'} \end{pmatrix} \times \\
 & \begin{pmatrix} 1 & 0 \\ -\beta & 1 \end{pmatrix} \begin{pmatrix} R_{US} \\ R_{CAN} \end{pmatrix} \\
 & = \left[ \begin{pmatrix} 1 & 0 \\ 0 & 1 \end{pmatrix} + \begin{pmatrix} \theta_{11} & \theta_{12} \\ \theta_{21} & \theta_{22} \end{pmatrix} L \right] \begin{pmatrix} \epsilon_1 \\ \epsilon_2 \end{pmatrix} \tag{8}
 \end{aligned}$$

where  $(\epsilon_1, \epsilon_2)$  are assumed to be mean-zero gaussian errors that are uncorrelated across

---

<sup>4</sup>Note that the bond rates do not appear to be covariance stationary in levels, so they must be differenced, whereas the cointegrating vector need not be differenced.

<sup>5</sup>This particular model takes 35 minutes on a 200mhz PC per iteration of exact maximum likelihood. Because demonstrating the properties of alternative, but computationally simpler, estimators that yield joint estimates of both orders of integration is beyond the scope of this paper, we present exact ML estimates.

time, but may have a contemporaneous cross-correlation.

<b>Table 2: Bivariate ARFIMA(2, <math>d, d - b, 1</math>) model of fractional cointegration between U.S. and Canadian 10-yr. bond rates</b>			
<i>variable</i>	<i>parameter</i>	<i>parameter value</i>	<i>stand. error</i>
<b>Log-Likelihood</b>		-556.36	
<b>fractional root</b>	$d$	-.326	.250
<b>fractional root</b>	$d' = 1 + d - b$	.200	.098
<b>coint. parameter</b>	$\beta$	1.14	.050
	$\phi_{11}$	.332	.317
	$\phi_{12}$	.130	.096
	$\phi_{13}$	.037	.013
	$\phi_{14}$	-.207	.114
	$\phi_{21}$	-.001	.009
	$\phi_{22}$	-.289	.490
	$\phi_{23}$	.750	.105
	$\phi_{24}$	.227	.336
	$\theta_{11}$	.544	.159
	$\theta_{12}$	-.093	.197
	$\theta_{21}$	1.05	.050
	$\theta_{22}$	.265	.328
<b>U.S. bond rate</b>	$\sigma_1^2$	3.05	.197
<b>coint. resids.</b>	$\sigma_2^2$	1.93	.127
	$\sigma_{12}$	-1.03	1.54
<b>Note: in levels the series are <math>I(1 + d)</math> The coint. residuals are <math>I(d')</math></b>			

Table 2 provides the parameter estimates for the bivariate ARFIMA model with fractional cointegration [equation (8)]. The estimated order of integration of the first-differenced parent series ( $d = -.326$ ) has a large standard error, which raises the standard error on  $b = 1 + d - d'$ . In accord with the results from the Johansen estimator, unit  $I(1)/I(0)$  cointegration ( $H_0 : d = 0, d' = 0$ ) is rejected with a Wald test statistic of 10.09, which has a probability value of .007. Note, however, that if we followed a two-step procedure testing

for fractional cointegration in the residuals, we would observe that the order of integration of the parent series,  $d$ , is not significantly less than one and the order of integration of the cointegrating residuals,  $d'$ , is very significantly less than one, leading to a supposedly strong claim that a fractionally cointegrating long-run relationship exists between the two series under the assumption that  $1 + d = 1$ . In fact, the significance of the reduction in the order of integration brought by any long-run cointegrating relationship depends on the significance of the test statistic for  $b = 0$ , not the significance of  $d' = 1$ . In our example, the standard error on  $d - d'$  is 0.2247. Thus, we can reject both  $H_0 : b = 1 + d - d' = 0$  with a  $t$ -statistic of 2.11 and  $H_0 : b = 1 + d - d' = 1$  with a  $t$ -statistic of 2.34. Based on the joint test, the reduction in order of integration due to cointegration is significant, but the significance levels of rejections of  $b = 1$  and  $b = 0$  are quite balanced, whereas the significance levels of rejections of  $d' = 0$  and  $d' = 1$  are not. The balanced significance levels result from symmetric treatment in the joint test of uncertainty in both orders of integration,  $d$  and  $d'$ . In this way, the joint estimates provide cointegration test results that are not distorted by the maintained unit-root assumption. If a unit root is assumed to be known, the resulting test statistics can be deceptively decisive, suggesting that either the null of no cointegration (as in the two-step test described above) or the null of unit cointegration (as in the Johansen test) is almost certainly false.

We also checked whether the second lag of the AR process was significant, using a Wald test. The Wald test statistic is 10.5, which has a probability value of .033. Combining these four restrictions with the restriction  $b = 0$  leads to a Wald test statistic of 14.2, which has

a probability value of only .0144. Thus it does not appear that it is desirable to reduce the order of the AR process.

Figure 2 plots the sample and model-implied autocorrelations for the ARFIMA(2,d,d-b,1) model reported in Table 2. In general the model-implied autocorrelations match the sample autocorrelations in shape and magnitude. The sample cross-correlations are subject to wide swings, but the model-implied cross-correlations tend to cut them through the middle. Figure 3 shows mean-squared forecast errors (in sample) for the changes in the U.S. bond rate and the cointegrating vector, where forecasts are from the OLS projection formula. The forecasts range from one to fifteen periods ahead. The estimated model from Table 2 is compared with an ARIMA(2,1) model in which  $I(1)/I(0)$  cointegration has been imposed. The bivariate model with fractional cointegration uniformly achieves lower mean squared forecast errors.

Another diagnostic test for the ARFIMA model, relative to the usual ARIMA model is a test for serial correlation in the one-step-ahead prediction errors, denoted  $\hat{e}$ . Hosking (1980) derives the multivariate analogue to the Box-Pierce portmanteau test statistic for autocorrelation. The multivariate ( $k$ -variable) statistic using  $v$  lags is

$$P = T \sum_{i=1}^k \sum_{j=1}^k \sum_{r=1}^v (\hat{S}_{ijr})^2, \tag{9}$$

where  $\hat{S}_r = L' \hat{C}_r L$

$$LL' = \hat{C}_0^{-1}$$

$$\hat{C}_r = 1/T \sum_t \hat{e}_t \hat{e}'_{t-r}.$$

The multivariate test includes the cross-correlations of the forecast errors to check whether the model is exhausting the possibilities for using lagged forecast errors in one variable to forecast the other variable. The portmanteau test statistic is distributed chi-square with a number of degrees of freedom equal to the number of lags,  $v$ , minus the number of coefficients used to model the lag structure, which is 14 in equation (8). In Table 3 we present results for the multivariate test statistic and univariate Box-Pierce test statistics that sum only each error's own squared autocorrelations.

<b>Table 3: Portmanteau tests with 50 lags for serial correlation in forecast errors</b>				
<b>Model</b>	<b>variable(s)</b>	<b>test stat.</b>	<b>deg. of freedom</b>	<b>p-value</b>
<b>ARFIMA(2,d,1)</b>	<b>univariate</b>			
	$\Delta$ U.S. rate	30.19	43	.93
<b>ARFIMA(2,d,d-b,1)</b>	U.S.-Can coint. vec.	50.56	43	.20
	<b>bivariate</b>	163.3	36	.000
<b>ARIMA(2,1)</b>	<b>univariate</b>			
	$\Delta$ U.S. rate	31.37	44	.92
<b>ARIMA(2,1)</b>	U.S.-Can coint vec	67.18	44	.01
	<b>bivariate</b>	251.8	38	.000

Table 3 shows, from the univariate statistics, that the ARFIMA model does not have significant correlations between a forecast error and its *own* lags. The ARIMA model, in contrast, does not eliminate significant correlation between errors in predicting departures from the long-run cointegrating relationship and its own past values. Both multivariate statistics easily reject, however, indicating that both models leave significant cross-correlations

of forecast errors with lags of errors in the other variable. Seemingly unexploited possibilities for better predictions stemming from cross-correlations have also been documented in size-sorted stock portfolios [Lo and MacKinlay (1990)], so the failure of our multivariate portmanteau statistic is not unique. As with the ARFIMA forecast errors presented here, Lo and MacKinlay (1990) find that stock returns are uncorrelated with their own past, but have significant cross-correlations with past returns of other stocks.

## B. Semiparametric Frequency Domain Evidence

In the bivariate ARFIMA model discussed above, cointegration is rejected in favor of fractional cointegration. Obviously if unit cointegration does not hold, then either the parent series do not have a unit root or the cointegrating residuals are not  $I(0)$ . The point estimates suggest that neither condition for  $I(1)/I(0)$  cointegration is met, but only the cointegrating residuals have a long-memory parameter that is significantly different from zero. The significance of the apparent long memory in the cointegrating residuals is not overwhelming, however, and is not guaranteed to hold in all bivariate ARFIMA specifications or across the range of uncertainty surrounding the estimator of the cointegrating parameter,  $\beta$ . As discussed above, we do not attempt to conduct a formal model selection procedure across possible ARFIMA lag lengths, so we look for corroborating evidence of long memory in the cointegrating residuals from semiparametric frequency-domain esti-

mates.

Semiparametric estimators of long memory in the frequency domain use a limited number of periodogram ordinates near zero to avoid influence from the short-run cycles in the data. Lobato and Robinson (1996) derive the limiting distribution of Robinson's (1994a) univariate averaged periodogram estimator of long memory.<sup>6</sup> The estimator of the fractional order of integration of a series is

$$\hat{d}_q = \frac{1}{2} - \frac{1}{2 \ln q} \ln \left( \frac{\hat{F}(q\lambda_m)}{\hat{F}(\lambda_m)} \right) \quad (10)$$

where

$$\hat{F}(\lambda) = \frac{2\pi}{n} \sum_{j=1}^{[\lambda n/2\pi]} I(\lambda_j)$$

$I(\lambda_j)$  are the periodogram ordinates at the Fourier frequencies,  $n$  is the number of observations in the data set. Lobato and Robinson (1996) tabulate optimal values for  $q$  for various values of the long-memory parameter,  $d$ . Based on the bivariate ARFIMA estimate of  $d = 0.2$ , the optimal value of  $q$  is 0.4. A formula for the optimal bandwidth,  $m$ , is taken from Robinson (1994b). For the cointegrating residuals in question, the suggested bandwidth is  $m = 6$ . Because this number seems small, we present in Table 4 results for bandwidths from 5 to 15. We also calculate the estimator of the long-memory parameter for both the estimated long-run relationship with  $\beta = 1.135$  and a unit cointegrating vector.

---

<sup>6</sup>Note that these estimators are written for the Hurst coefficient which equals the coefficient for a fractional order of integration,  $d$ , plus one-half.

<b>Table 4: Frequency domain estimates of long-memory parameter in coint. residuals between U.S. and Canadian bond rates</b>		
<b>bandwidth</b>	<b>cointegrating vector</b>	
	$\beta = 1$	$\beta = 1.135$
	$\hat{d}$	$\hat{d}$
$m = 5$	.264	.285
$m = 6$	.260	.281
$m = 7$	.219	.261
$m = 8$	.211	.273
$m = 9$	.209	.272
$m = 10$	.380	.399
$m = 11$	.359	.382
$m = 12$	.355	.378
$m = 13$	.408	.436
$m = 14$	.392	.424
$m = 15$	.388	.421

For all bandwidths less than ten, the Lobato-Robinson (1996) estimator of the long-memory parameter is close to the estimate of 0.2 from the bivariate ARFIMA model in Table 2. Moreover, for bandwidths greater than ten, the estimated value jumps even higher, although one would suspect that the short-run cycles in the data contaminate the estimates that include these higher frequency ordinates.

At  $m= 7,8,$  and  $9,$   $\hat{d}$  (using the unit cointegrating vector) is less than 0.25 in which case Lobato and Robinson (1996) show that the limiting distribution of  $\hat{d}$  is normal. The variance of the limiting distribution of  $\hat{d}$  from Lobato and Robinson (1996) implies standard errors on  $\hat{d}$  ranging from 0.108 to 0.096, respectively. In these cases, the estimator for the long-memory parameter is significantly greater than zero and remarkably similar in magnitude and precision to the estimator for  $d'$  for the cointegrating residuals from the

bivariate ARFIMA model in Table 2.

## Conclusions

The concept of fractional cointegration, especially the prospect of claims that one has found a significant long-run relationship between two series because the cointegrating vector has a fractional differencing parameter 0.1 or 0.2 less than one, has been met with some skepticism. In this article we demonstrate the importance of testing jointly the orders of integration of the parent series and the cointegrating vector to have a true test for a *reduction* in order brought by cointegration. The order of integration of the original series ought not be assumed to be known when testing for cointegration. For this reason, we demonstrate with a multivariate ARFIMA model the first cointegration tests based on joint estimates of the orders of integration of the cointegrating vector and its parent series. In our empirical illustration of cointegration between long-term government bond rates between the United States and Canada, uncertainty regarding the order of integration of the parent series accounts for more than half the standard error on the estimated reduction in the order of integration due to cointegration, making rejection of the null of no cointegration less likely.

Thus we argue that appropriate testing methodology (joint estimates of both orders of

integration) ought to give tests for cointegration better power and size properties, relative to the usual two-step procedure. If, in the two-step procedure, the null is that the cointegrating residuals are integrated of order zero, the test will likely suffer from spurious rejections of the null of no cointegration against the alternative of fractional cointegration. Similarly, if the null is that the cointegrating residuals are  $I(1)$  in a two-step test, spurious rejections of cointegration are likely to occur. Given a joint test with better size properties, we could then take more seriously findings of significant instances of fractional cointegration, where deviations from the long-run relationship display long memory. Future research can quantify through monte carlo simulation the size properties of the joint cointegration test illustrated here, relative to two-step tests.

## References

- Backus, D.K. and S.E. Zin, 1993, "Long-memory inflation uncertainty: Evidence from the term structure of interest rates," *Journal of Money, Credit, and Banking* 25, 681-700.
- Baillie, Richard, 1996, "Long Memory Processes and Fractional Integration in Econometrics," *Journal of Econometrics* 73, 5-61.
- Baillie, Richard and Tim Bollerslev, 1994a, "Cointegration, Fractional Cointegration and Exchange Rate Dynamics," *Journal of Finance* 49, 737-45.
- Baillie, Richard and Tim Bollerslev, 1994b, "The Long Memory of the Forward Premium," *Journal of International Money and Finance* 13, 565-71.
- Cheung, Yin-Wong, 1993, "Long memory in foreign exchange rates," *Journal of Business and Economic Statistics* 11, 93-101.
- Cheung, Yin-Wong and Kon Lai, 1993, "A fractional cointegration analysis of purchasing power parity," *Journal of Business and Economic Statistics* 11, 103-112.
- Dickey, D.A. and W.A. Fuller, 1981, "Likelihood ratio statistics for autoregressive time series with a unit root," *Econometrica* 49, 753-779.
- Engle, R.F. and C.W.J. Granger, 1987, "Cointegration and Error Correction: Representation, Estimation and Testing," *Econometrica* 55, 251-276.
- Granger, C.W.J. and R. Joyeux, 1980, "An introduction to long-memory models and fractional differencing," *Journal of Time Series Analysis* 1, 15-39.
- Granger, C.W.J., 1986, "Developments in the study of cointegrated economic variables," *Oxford Bulletin of Economics and Statistics* 48, 213-228.
- Hosking, J.R.M., 1980, "The Multivariate Portmanteau Statistic," *Journal of the American Statistical Association* 75, 602-08.
- Hosking, J.R.M., 1981, "Fractional differencing," *Biometrika* 68, 165-176.
- Johansen, Soren, 1988, "Statistical Analysis of Cointegration Vectors," *Journal of Economic Dynamics and Control* 12, 231-54.
- Johansen, Soren, 1991, "Estimation and Hypothesis Testing of Cointegration Vectors in Gaussian Vector Autoregressive Models," *Econometrica* 59, 1551-80.
- Johansen, Soren and Katarina Juselius, 1990, "Testing for Cointegration," *Oxford Bulletin for Economics and Statistics* 52, 169-210.
- Li, W.K. and A.I. McLeod, 1986, "Fractional Time Series Modelling," *Biometrika* 73, 217-221.
- Lobato, Ignacio and Peter M. Robinson, 1996, "Averaged Periodogram Estimation of Long

- Memory,” *Journal of Econometrics* 73, 303-24.
- Lo, Andrew and A.C. MacKinlay, 1990, “When Are Contrarian Profits Due to Stock Market Overreaction?” *Review of Financial Studies* 3, 175-208.
- McKinnon, J.G., 1990, “Critical values for cointegration,” UCSD Discussion paper 90-4.
- Robinson, Peter M., 1994a, “Semiparametric Analysis of Long-Memory Time Series,” *Annals of Statistics* 22, 515-39.
- Robinson, Peter M., 1994b, “Rates of Convergence and Optimal Spectral Bandwidth for Long Range Dependence,” *Probability Theory and Related Fields* 99, 443-73.
- Shea, G.S., 1991, “Uncertainty and implied variance bounds in long-memory models of the interest rate term structure,” *Empirical Economics* 16, 287-312.
- Sowell, F., 1992a, “Maximum likelihood estimation of stationary univariate fractionally integrated time series models,” *Journal of Econometrics* 53, 165-188.
- Sowell, F., 1992b, “Modeling long-run behavior with the fractional ARIMA model,” *Journal of Monetary Economics* 29, 277-302.
- Sowell, F., 1989, “Maximum likelihood estimation of fractionally integrated time series models,” unpublished manuscript Carnegie-Mellon University.

# Figure 1

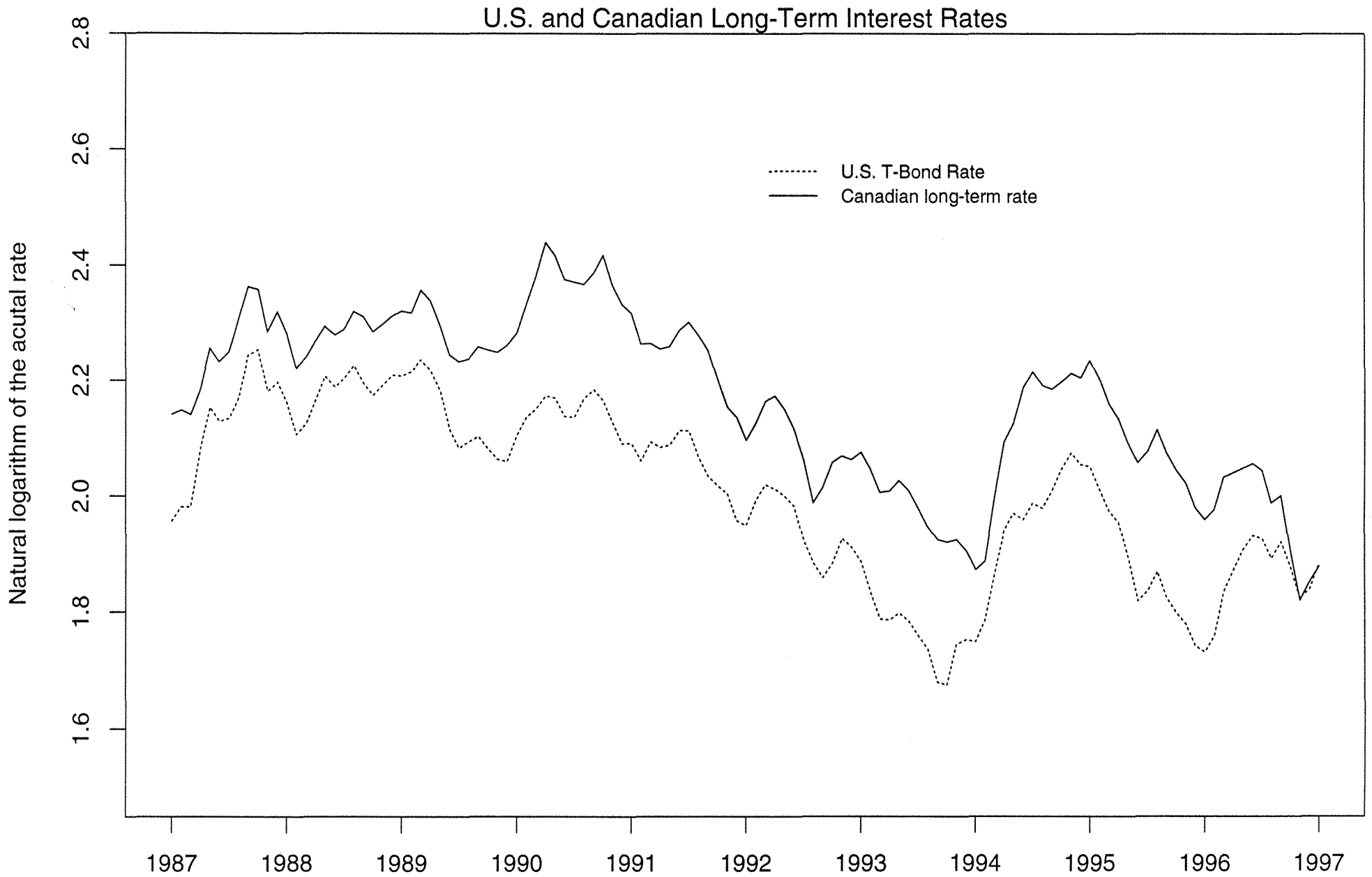


Figure 2a

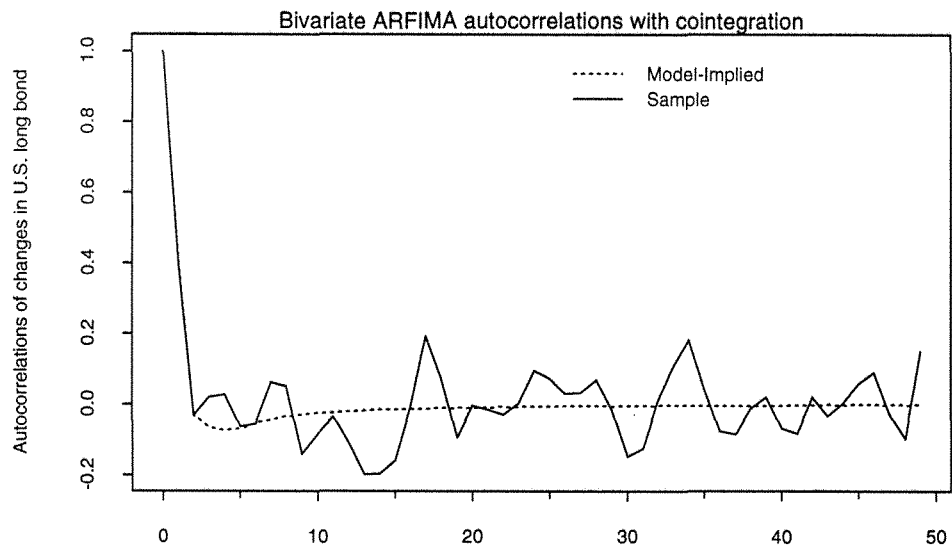


Figure 2b

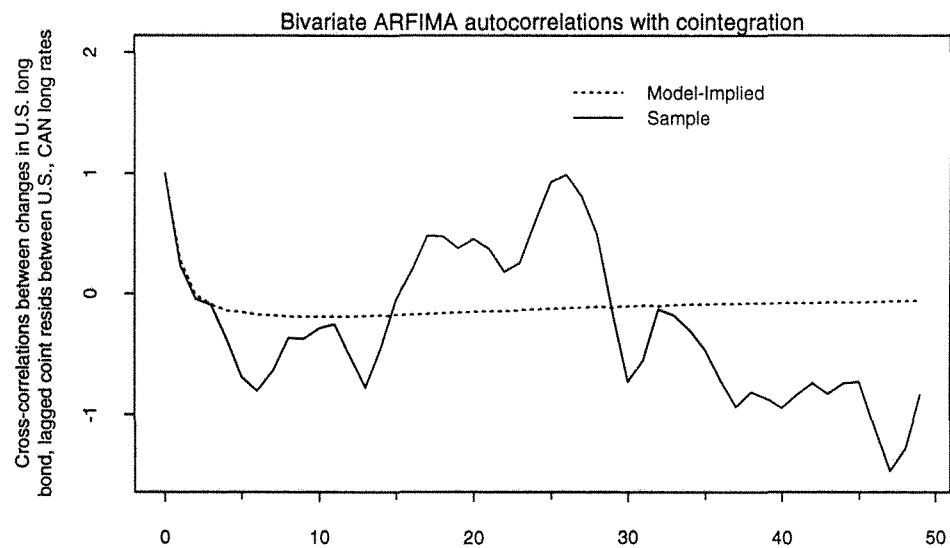


Figure 2c

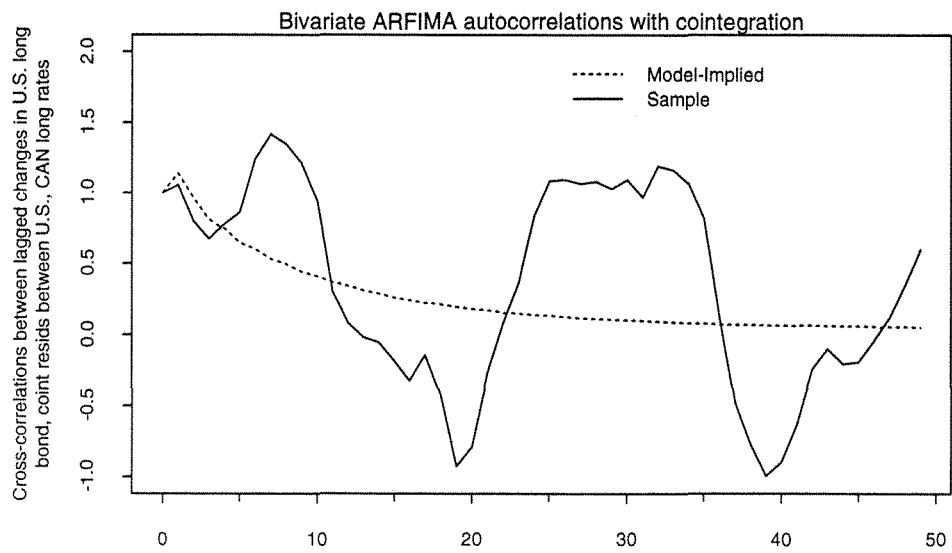
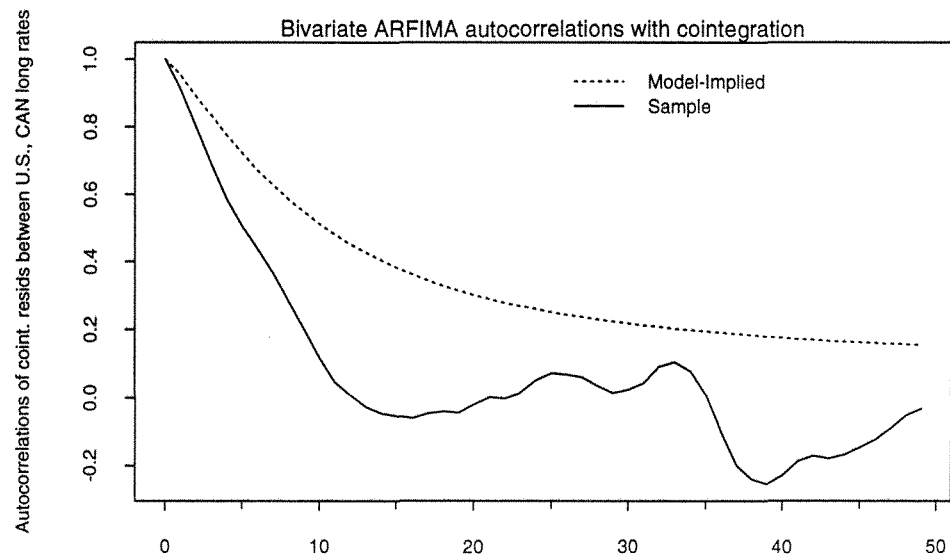
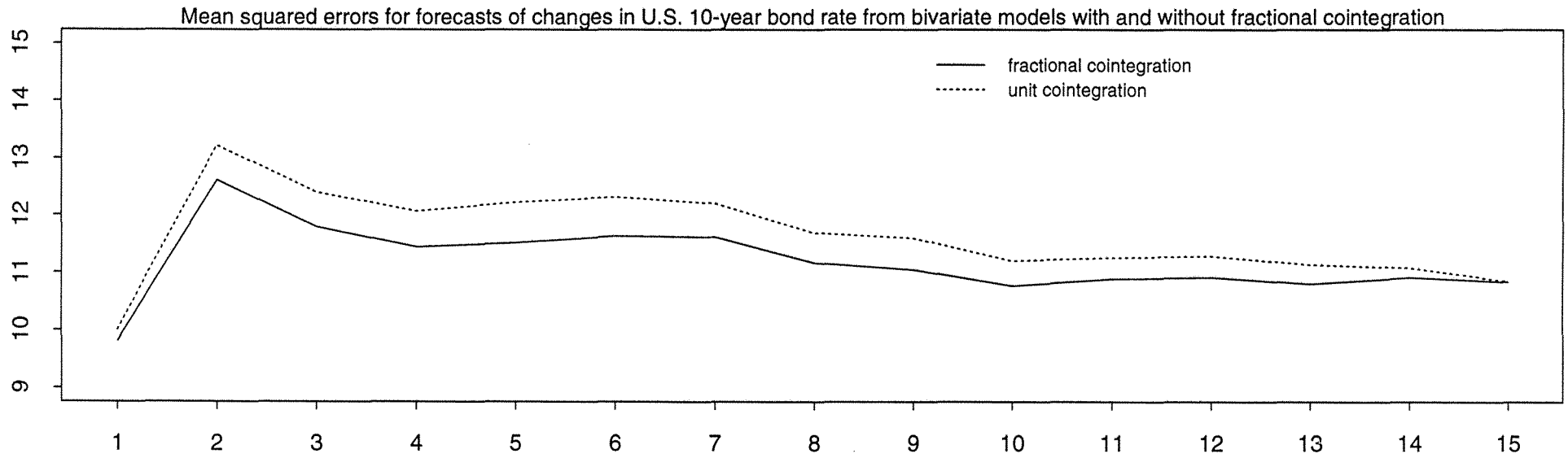


Figure 2d



# Figure 3a



# Figure 3b

